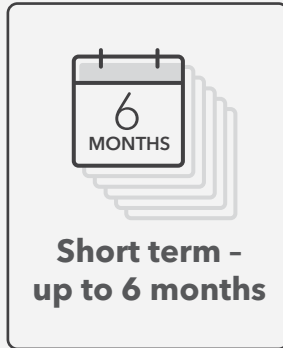
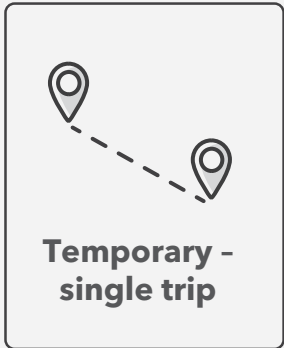


# CHOOSING THE CORRECT TYPE OF PLACARD FOR YOUR LOAD

Not all placards are created equal. Choosing the wrong type of placard can have unfortunate consequences, such as delayed or frustrated shipments and fines or penalties. When choosing the correct placard for your situation, you should consider the following factors:

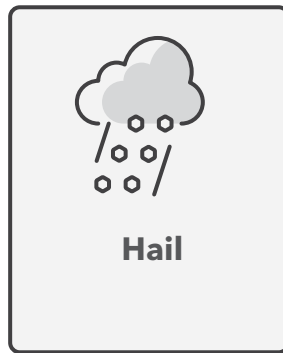
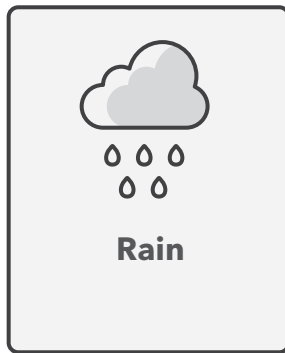

## LENGTH OF TIME:

How long do you need the placard to last?



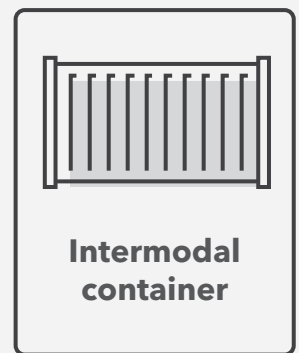
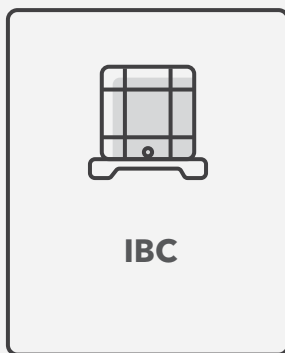
## WEATHER CONDITIONS:

What types of weather will the placards be exposed to?



## MOUNTING APPLICATION:

What are you applying the placard to?  
Is there a placard holder already in place?



## METHOD OF TRANSPORT:

Which method of transportation will the placards be traveling by:

